



MODULE SPECIFICATION

Part 1: Information			
Module Title	Placement		
Module Code	UADATE-30-3	Level	3
For implementation from	June 2019		
UWE Credit Rating	30	ECTS Credit Rating	15
Faculty	Arts, Creative Industries and Education	Field	Design
Department	Art and Design		
Contributes towards	BA (Hons) Interior Design (Optional Module)		
Module type:	Standard		
Pre-requisites	All modules in Years 1 & 2		
Excluded Combinations	<i>This is an optional 30 credit module that would be taken by students instead of UADASQ-30-3 Preparation for Extended Study</i>		
Co- requisites	Module to be taken during Placement (minimum 26 weeks)		
Module Entry requirements	Students would need to secure a yearlong work placement in order to qualify for this module		

Part 2: Description
<p>Brief description of the module including an indication of the syllabus, teaching and learning methods and any distinctive features of the module.</p> <p>This module would introduce you to an operational design practice and require you to act professionally in order to deliver real projects on site within a working design team.</p> <p>In this module you will give your real-world experience in a working interior design practice. You will learn to apply everything you have learned so far in the programme within live projects. You will be exposed to a professional working environment working within design teams on live design schemes. You will meet clients and work to deadlines as appropriate to the interior design industry.</p> <p>You will cover:</p> <ul style="list-style-type: none"> Professional Skills Application of technical skills you have developed on the programme so far Time management Multi-tasking Producing CAD drawings Production of presentation materials, design communication and delivering concepts and ideas to a wider team and clients.

Part 3: Assessment

Outline the assessment strategy for the module by;

You will be assessed on a body of work including 2 main components: Portfolio and Written Assignment

Portfolio

You will produce a portfolio of all of the work you produced during your time in placement

Your portfolio will be accompanied by a signed cover sheet from your employer to confirm that all work has been produced during your time in practice. This cover sheet will also include a reference letter.

Written Assignment

You will produce an illustrated 3000 word presentation document that discusses:

- How you applied all of your learning from the programme during your time in practice
- What new skills you have developed during your time in practice
- How your work placement will benefit you as you progress into your final year on the programme
- What you have learnt about yourself and future career path as a result of your time in practice.

- These assessment requirements have been specified in order to assess:

Portfolio:

Your professional development and the improvement of your design ability. The production of a portfolio will challenge you to present to a high standard as well as test your ability to critically edit your work for the production of a professional standard document.

The covering letter and reference from your employer will also ensure you have operated professionally with a strong work ethic.




Written Assignment

You will be required to think critically about your time on the programme prior to your employment on the placement year, your time during the placement and reflect on how this will help you achieve your goals. This document will test your written skills, your ability to present well illustrated and professionally composed documentation and will push you to plan how you may approach your final major project in your final design module UADASR: Extended Study in Interior Design.

- The covering letter and reference is essential as proof that you have contributed to all of the work in your portfolio and to avoid any issues from plagiarism. Your written assignment should be self-reflective and so should be personal to you. As a result the document may be subject to plagiarism testing with the relevant software.
- A sandwich year tutor will be appointed to monitor your progress and you will be required to have several meetings/conference calls with them throughout the course of the sandwich placement. The tutor will also have regular contact with a member of staff/employer in the design practice of your work placement to receive feedback on your progress.

Staff should ensure they consult the [Academic Regulations](#), the [Assessment Cycle Policy](#) and [inclusivity guidance](#).

Identify final timetabled piece of assessment (component and element)	Component B	
% weighting between components A and B (Standard modules only)	A:	B:
	50%	50%
First Sit		
Component A (controlled conditions) Description of each element	Element weighting (as % of component)	

1.Body of work (including Portfolio, written feedback from your employer and 3000 word illustrated professional assignment)	100%																																			
Component B Description of each element	Element weighting (as % of component)																																			
1. Written assignment (3000 words)	100%																																			
Resit (further attendance at taught classes is not required)																																				
Component A (controlled conditions) Description of each element	Element weighting (as % of component)																																			
1. Portfolio	100%																																			
Component B Description of each element	Element weighting (as % of component)																																			
1. Written assignment (3000 words)	100%																																			
Part 4: Learning Outcomes & KIS Data																																				
Learning Outcomes	<p>On successful completion of this module students will be able to:</p> <ol style="list-style-type: none"> 1. Collate, analyse and critically reflect on research from a range of sources appropriate to individual research interests. 2. Contextualise their practice within the wider context of the Creative Industries 3. Negotiate a Learning Agreement for study based on the identification and articulation of individual interests, technical specialisms and professional ambitions. 4. Demonstrate the implementation of a creative methodology in the development of a body of work. 5. Apply and develop their expertise in relation to their individual technical specialism/s. 6. Demonstrate the ability to generate, develop and resolve ideas for an individually negotiated professional context. 7. Manage their own learning and access an appropriate range of resources to achieve this. 8. Professionally communicate their ideas; visually, verbally and/or in writing. 																																			
Key Information Sets Information (KIS)	<table border="1" data-bbox="531 1581 1442 1966"> <thead> <tr> <th colspan="5" data-bbox="531 1581 1002 1621">Key Information Set - Module data</th> </tr> <tr> <td data-bbox="531 1621 671 1662"></td> <td data-bbox="671 1621 831 1662"></td> <td data-bbox="831 1621 1002 1662"></td> <td data-bbox="1002 1621 1161 1662"></td> <td data-bbox="1161 1621 1442 1662"></td> </tr> </thead> <tbody> <tr> <td colspan="4" data-bbox="531 1662 671 1702"><i>Number of credits for this module</i></td> <td data-bbox="1161 1662 1442 1702" style="text-align: center;">30</td> </tr> <tr> <td data-bbox="531 1702 671 1742"></td> <td data-bbox="671 1702 831 1742"></td> <td data-bbox="831 1702 1002 1742"></td> <td data-bbox="1002 1702 1161 1742"></td> <td data-bbox="1161 1702 1442 1742"></td> </tr> <tr> <th data-bbox="531 1742 671 1890">Hours to be allocated</th> <th data-bbox="671 1742 831 1890">Scheduled learning and teaching study hours</th> <th data-bbox="831 1742 1002 1890">Independent study hours</th> <th data-bbox="1002 1742 1161 1890">Placement study hours</th> <th data-bbox="1161 1742 1442 1890">Allocated Hours</th> </tr> <tr> <td data-bbox="531 1890 671 1930" style="text-align: center;">300</td> <td data-bbox="671 1890 831 1930" style="text-align: center;">0</td> <td data-bbox="831 1890 1002 1930" style="text-align: center;">150</td> <td data-bbox="1002 1890 1161 1930" style="text-align: center;">150</td> <td data-bbox="1161 1890 1442 1930" style="text-align: center;">300</td> </tr> <tr> <td colspan="4"></td> <td data-bbox="1161 1930 1442 1966" style="text-align: center;"></td> </tr> </tbody> </table>	Key Information Set - Module data										<i>Number of credits for this module</i>				30						Hours to be allocated	Scheduled learning and teaching study hours	Independent study hours	Placement study hours	Allocated Hours	300	0	150	150	300					
Key Information Set - Module data																																				
<i>Number of credits for this module</i>				30																																
Hours to be allocated	Scheduled learning and teaching study hours	Independent study hours	Placement study hours	Allocated Hours																																
300	0	150	150	300																																
																																				
Contact Hours	The table below indicates as a percentage the total assessment of the module which constitutes a;																																			

Total Assessment	Total assessment of the module:			
	Written exam assessment percentage			0%
	Coursework assessment percentage			100%
	Practical exam assessment percentage			0%
				100%
Reading List	<p>Please find the reading list at the link below: https://ri.talis.com/3/uwe/lists/62380CFC-5400-D069-090B-EBEAA2DD0DE6.html?draft=1&lang=en-GB&login=1</p> <p>Alternatively you can use the reading list below:</p> <p>Core Reading:</p> <p>Alderson, R (2016) <i>The Creative Workplace</i>. Roads Publishing</p> <p>Borges, S (2013) <i>Workspace: New Spaces for New Work</i>. Die Gestalten Verlag</p> <p>Doorley, S & Witthoft, S (2012) <i>Make Space: How to Set the Stage for Creative Collaboration</i>. John Wiley & Sons</p> <p>Jiajia, X (2015) <i>Inside Outside Office Design</i>. Artpower International Publishing</p> <p>Kinugasa-Tsui, K (2016) <i>Big Design for Small Workspaces</i>. The Images Publishing Group</p> <p>McNamara, C & Georgi, W (2016) <i>The Other Office 2: Creative Workplace Design</i>. Frame Publishers</p> <p>Myerson, J & Ross, P (2006) <i>Space to Work: New Office Design</i>. Laurence King Publishing</p> <p>Myerson, J & Ross, P (2006) <i>Radical Office Design</i>. Artabras</p> <p>Plunkett, D & Reid, O (2014) <i>Detail in Contemporary Office Design</i>. London: Laurence King</p> <p>Stewart, M (2004) <i>The Other Office: Creative Workplace Design</i>. Birkhauser GmbH</p> <p>Van Uffeken, C (2015) <i>Working in Style: Architecture + Interiors</i>. Braun</p> <p>Zumstein, K & Parton, H (2011) <i>Total Office Design: 50 Contemporary Workplaces</i>. Thames and Hudson Ltd.</p> <p>Booth, S & Plunkett, D (2014) <i>Furniture for Interior Design</i>. London: Laurence King</p> <p>Brown, R & Farrelly, L (2012) <i>Materials and Interior Design</i>. London: Laurence King</p> <p>Higgins, I (2015) <i>Spatial Strategies for Interior Design</i>. London: Laurence King</p> <p>Innes, M (2012) <i>Lighting for Interior Design</i>. London: Laurence King</p> <p>Moxon, S (2012) <i>Sustainability in Interior Design</i>. London: Laurence King</p> <p>Plunkett, D (2015) <i>Construction and Detailing for Interior Design</i>. London: Laurence King</p> <p>Plunkett, D (2014) <i>Drawing for Interior Design (2nd ed)</i>. London: Laurence King</p> <p>Further Reading:</p>			

	<p>Papanek, V. (1971) <i>Design for the Real world: Human Ecology and Social Change</i>. New York. Pantheon Books.</p> <p>Leftiri, C. (2006) <i>Materials for Inspirational Design</i>. Rotovision.</p> <p>Crawford, M (2009) <i>The Case for Working with Your Hands or Why Office Work is Bad for Us and Fixing Things Feels Good</i>. London: Viking Penguin Books</p> <p>Sennett, R (2009) <i>The Craftsmen</i>. London: Penguin Group</p> <p>Caan, S (2011) <i>Rethinking Design and Interiors: Human Beings and the Built Environment</i>. London: Laurence King</p> <p>Stuart, C (2014) <i>DIY Furniture 2</i>. London: Laurence King</p> <p>Yudina, A (2015) <i>Furniture: Furniture that Transforms Space</i>. Thames & Hudson.</p> <p>Websites</p> <p>The Artist Org, see art movements, see artists by discipline – drawing</p> <p>http://the-artists.org/art-movements.cfm</p> <p>www.craftscouncil.org.uk</p> <p>www.caa.org.uk</p> <p>https://www.dezeen.com/</p> <p>http://www.dwell.com/</p> <p>http://www.designboom.com/</p> <p>https://www.frameweb.com/</p> <p>http://www.studio-news.com/</p>
--	---

FOR OFFICE USE ONLY

First Approval Date (and panel type)	5 th March 2019		
Revision ASQC Approval Date		Version	1 Link to RIA 12900