






CORPORATE AND ACADEMIC SERVICES

MODULE SPECIFICATION

Part 1: Basic Data					
Module Title	Project				
Module Code	UZQSSY-30-3 (please note this new module replaces the following two modules: UZQNJA-30-3 and UZQNJG-30-3)	Level	3	Version	1
Owning Faculty	Health and Applied Sciences	Field	Politics		
Contributes towards	BA (Hons) awards in Politics and International Relations				
UWE Credit Rating	30	ECTS Credit Rating	15	Module Type	Project
Pre-requisites	none		Co- requisites	None	
Excluded Combinations	none		Module Entry requirements	none	
Valid From	September 2014		Valid to		

CAP Approval Date	28 th March 2104
--------------------------	-----------------------------

Part 2: Learning and Teaching	
Learning Outcomes	<p>On successful completion of this module students will be able to:</p> <ul style="list-style-type: none"> • Demonstrate a well-founded knowledge of the discipline area and its methodologies through all stages of the project (Component A) • Plan and execute a project as an independent piece of work within a specified time-span and in an ethical fashion (Component A) • Identify and develop an appropriate problem or question in the discipline area • Design and carry out a project drawing on appropriate methodologies (Component A) • Demonstrate critical and conceptual skills in the analysis of the project findings • Interpret and critically evaluate the project findings within an appropriate body of literature, identifying the strengths and limitations of the work (Component A) • Reflect on the practical and intellectual challenges encountered across the project (Component A) • Write up and present the project in a scholarly fashion (Component A)
Syllabus Outline	<p>The project module will build on knowledge acquired across students' degree programmes and will allow students to shape their own research question to demonstrate a systematic understanding of key aspects of their field of study, including acquisition of coherent and detailed understanding which is informed by knowledge at the forefront of their discipline. It will allow students to evidence that they can deploy established techniques of analysis and enquiry within their discipline and they have a solid conceptual understanding of the issue under investigation.</p>

Contact Hours	Contact time for this module includes regular 1-to-1 meetings with a project supervisor and attendance in a series of workshops in Term 1. The remainder of the project comprises of independent study.																														
Teaching and Learning Methods	<p>A series of workshops are scheduled in Term 1 to aid students develop their independent study skills. The workshops include themes such as:</p> <ul style="list-style-type: none"> • locating sources • methodology • refining research questions • ethics / health and safety • presentation and referencing <p>Following the completion of this series, students will be overseen by a supervisor and embark on an independent study pathway</p>																														
Key Information Sets Information	<p>Key Information Sets (KIS) are produced at programme level for all programmes that this module contributes to, which is a requirement set by HESA/HEFCE. KIS are comparable sets of standardised information about undergraduate courses allowing prospective students to compare and contrast between programmes they are interested in applying for.</p> <p>Further detail on Key Information Sets and how the University is implementing its requirements can be found at https://share.uwe.ac.uk/sites/ar/kis/KIS%20Background%20Information/Forms/AllItems.aspx This also contains further guidance on how to complete the information requested below.</p> <p>A KIS is required for every undergraduate programme (including integrated Masters and foundation degrees) so please fill this section if this module will contribute to an undergraduate programme.</p> <p><i>Double click in the table and type over the number of hours – the table will total automatically. Please ensure that it totals correctly.</i></p> <table border="1" data-bbox="459 1249 1370 1641"> <thead> <tr> <th>Hours to be allocated</th> <th>Scheduled learning and teaching study hours</th> <th>Independent study hours</th> <th>Placement study hours</th> <th>Allocated Hours</th> <th></th> </tr> </thead> <tbody> <tr> <td>300</td> <td>15</td> <td>285</td> <td>0</td> <td>300</td> <td></td> </tr> <tr> <td></td> <td></td> <td></td> <td></td> <td></td> <td></td> </tr> <tr> <td></td> <td></td> <td></td> <td></td> <td></td> <td></td> </tr> <tr> <td></td> <td></td> <td></td> <td></td> <td></td> <td></td> </tr> </tbody> </table> <p>The table below indicates as a percentage the total assessment of the module which constitutes a -</p> <p>Written Exam: Unseen written exam, open book written exam, In-class test Coursework: Written assignment or essay, report, dissertation, portfolio, project Practical Exam: Oral Assessment and/or presentation, practical skills assessment, practical exam</p> <p>Please note that this is the total of various types of assessment and will not necessarily reflect the component and module weightings in the Assessment section of this module description:</p> <p><i>Double click in the table and type over the percentages – the table will total</i></p>	Hours to be allocated	Scheduled learning and teaching study hours	Independent study hours	Placement study hours	Allocated Hours		300	15	285	0	300																			
Hours to be allocated	Scheduled learning and teaching study hours	Independent study hours	Placement study hours	Allocated Hours																											
300	15	285	0	300																											

	<p style="text-align: center;"><i>automatically.</i> <i>Please ensure that it amounts to 100%</i></p> <table border="1" style="margin-left: auto; margin-right: auto;"> <tr> <td>Total assessment of the module:</td> <td></td> <td></td> </tr> <tr> <td>Written exam assessment percentage</td> <td style="text-align: center;">0%</td> <td></td> </tr> <tr> <td>Coursework assessment percentage</td> <td style="text-align: center;">100%</td> <td></td> </tr> <tr> <td>Practical exam assessment percentage</td> <td style="text-align: center;">0%</td> <td></td> </tr> <tr> <td></td> <td style="text-align: center;">100%</td> <td></td> </tr> </table>	Total assessment of the module:			Written exam assessment percentage	0%		Coursework assessment percentage	100%		Practical exam assessment percentage	0%			100%	
Total assessment of the module:																
Written exam assessment percentage	0%															
Coursework assessment percentage	100%															
Practical exam assessment percentage	0%															
	100%															
Reading Strategy	<p>The reading strategy is shaped through discussions between the student, and their supervisor, to allow the student to complete the project in an academic manner. As each project will be different, the strategy developed in each case will be highly variable, and tailored to each project.</p> <p>All students will be encouraged to make full use of the print and electronic resources available to them through membership of the University. These include a range of electronic journals and a wide variety of resources available through web sites and information gateways. The University Library's web pages provide access to subject relevant resources and services, and to the library catalogue. Many of these resources can be accessed remotely.</p> <p>Students will also be made aware of the inter-library loan facility for locating materials that we may not have available.</p>															
Indicative Reading List	<p>The student provides an indicative bibliography on their project proposal form to reflect their chosen research question/topic area. An adequate bibliography is a condition of the proposal being accepted.</p> <p>All students will also be expected to refer to the core methods textbook used in the workshops in term 1 which is stocked in the library:</p> <ul style="list-style-type: none"> • Burnham, P et al. (2008) <i>Research Methods in Politics</i>. London: Palgrave. 															

Part 3: Assessment	
Assessment Strategy	<p>The project is assessed via two pieces of coursework: A Mid Term Report and a 10,000 word Dissertation Project.</p> <p>The Mid-Term Report is used to encourage the students to have their research question and reading strategy fully formed by the end of Term 1. And, for their progress to be measured by their supervisor in order to spot any issues/problems/opportunities that may be arising. Following receipt of feedback on the Mid-Term Report, the students will begin drafting their Dissertation Project.</p> <p>The major assessment for this module is a 10,000 word Dissertation Project, which is formed and written via independent study. The dissertation allows students to explore a question of their own choosing in depth, and to be assessed on the quality of their understanding and analysis of it.</p> <p>Markers will look for:</p> <ul style="list-style-type: none"> • Clear and sustained focus on a specific issue, or debate, in the field of politics or international relations • reasoned argument, supported with evidence • use of a range and variety of sources • critical thinking • awareness of relevant contemporary debates in the field

	<ul style="list-style-type: none"> • suitable methodology • coherent organisation and logical flow • literate expression • accurate referencing in the Harvard format
--	---

Identify final assessment component and element	Component A element 2	
% weighting between components A and B (Standard modules only)	A:	B:
	100	n/a
First Sit		
Component A (controlled conditions) Description of each element	Element weighting (as % of component)	
1. 1500 word Mid-Term Report	15%	
2. 10000 word Dissertation Project	85%	

Resit (further attendance at taught classes is not required)		
Component A (controlled conditions) Description of each element	Element weighting (as % of component)	
1. Revised Dissertation Project	100%	
<p>If a student is permitted an EXCEPTIONAL RETAKE of the module the assessment will be that indicated by the Module Description at the time that retake commences.</p>		